



1. I have been told about the study and I know why it is being done and what to do. I know that I do not have to do it if I do not want to. If I have questions I can ask my teacher. I know that I can stop at any time.		
	Response Percent	Response Count
I understand and will begin the survey.	100.0%	18
I would rather not do it.	0.0%	0
answered question		18
skipped question		0

2. Where do you go to school?

	Response Percent	Response Count
IS 53	0.0%	0
IS 109	0.0%	0
IS 137	0.0%	0
IS 192	0.0%	0
IS 210	0.0%	0
IS 226	0.0%	0
IS 238	0.0%	0
MS 202	0.0%	0
PS 42 	100.0%	18
PS 197	0.0%	0
PS 223	0.0%	0
PS/IS 116	0.0%	0
PS/IS 225	0.0%	0
Al-Ihsan Academy	0.0%	0
August Martin HS	0.0%	0
Beach Channel HS	0.0%	0
Business Computer Application HS	0.0%	0
Christ Lutheran School	0.0%	0
Devine Mercy Catholic Academy Elementary and Middle School	0.0%	0
Far Rockaway HS	0.0%	0
Grace Lutheran Day School	0.0%	0
John Adams HS	0.0%	0
Richmond Hill HS	0.0%	0
St. Francis De Sales School	0.0%	0

St. Joachim and Anne	0.0%	0
St. Joseph's Parish Day	0.0%	0
St. Rose of Lima School	0.0%	0
Other	0.0%	0
other school (please specify)		0
answered question		18
skipped question		0

3. What grade are you in?		
	Response Percent	Response Count
6th 	100.0%	18
7th	0.0%	0
8th	0.0%	0
9th	0.0%	0
10th	0.0%	0
11th	0.0%	0
12th	0.0%	0
answered question		18
skipped question		0



4. How often do you use your computer at home for homework?

		Response Percent	Response Count
I don't have a computer at home		11.1%	2
I don't use my home computer for homework		16.7%	3
A few times a year		5.6%	1
About once a month		11.1%	2
About once a week		33.3%	6
Almost every night		22.2%	4
answered question			18
skipped question			0





5. Compared to last year, this year my teachers are using computers...

		Response Percent	Response Count
less		5.6%	1
about the same amount		27.8%	5
more		66.7%	12
answered question			18
skipped question			0






6. Compared to last year, this year students in my grade are using computers...

	Response Percent	Response Count
less	0.0%	0
about the same amount 	27.8%	5
more 	72.2%	13
answered question		18
skipped question		0





7. During this school year, how much time per week did you spend using computers in your class(es)?

	Response Percent	Response Count
Not at all	0.0%	0
Less than one period per week 	16.7%	3
1 or 2 periods (or a double period) per week 	50.0%	9
3 to 4 periods per week 	16.7%	3
More than 4 periods per week 	16.7%	3
answered question		18
skipped question		0





8. During this school year, I typed up reports and assignments.

		Response Percent	Response Count
Never		50.0%	9
A few times a year		11.1%	2
About once a month		5.6%	1
About once a week		27.8%	5
Almost every day		5.6%	1
answered question			18
skipped question			0





9. During this school year, I made spreadsheets and graphs.

		Response Percent	Response Count
Never		38.9%	7
A few times a year		22.2%	4
About once a month		33.3%	6
About once a week		5.6%	1
Almost every day		0.0%	0
answered question			18
skipped question			0





10. During this school year, I used blogs to communicate with other students and teachers

	Response Percent	Response Count
Never 	27.8%	5
A few times a year 	22.2%	4
About once a month	0.0%	0
About once a week 	38.9%	7
Almost every day 	11.1%	2
answered question		18
skipped question		0





11. During this school year, I did research on the Internet for a report or assignment.

	Response Percent	Response Count
Never	0.0%	0
A few times a year 	27.8%	5
About once a month 	27.8%	5
About once a week 	38.9%	7
Almost every day 	5.6%	1
answered question		18
skipped question		0





12. During this school year, I made a PowerPoint presentation.

		Response Percent	Response Count
Never		38.9%	7
A few times a year		16.7%	3
About once a month		27.8%	5
About once a week		16.7%	3
Almost every day		0.0%	0
answered question			18
skipped question			0






13. During this school year, I used the computer to make a graphic novel.

		Response Percent	Response Count
Never		38.9%	7
A few times a year		22.2%	4
About once a month		11.1%	2
About once a week		27.8%	5
Almost every day		0.0%	0
answered question			18
skipped question			0





14. During this school year, I took a test on the computer.

	Response Percent	Response Count
Never	0.0%	0
A few times a year 	33.3%	6
About once a month 	22.2%	4
About once a week 	16.7%	3
Almost every day 	27.8%	5
answered question		18
skipped question		0





15. During this school year, I used a computer program to improve my study skills or learning skills.

	Response Percent	Response Count
Never 	5.6%	1
A few times a year 	11.1%	2
About once a month 	11.1%	2
About once a week 	44.4%	8
Almost every day 	27.8%	5
answered question		18
skipped question		0





16. During this school year, I made or listened to a podcast.

		Response Percent	Response Count
Never		44.4%	8
A few times a year		5.6%	1
About once a month		27.8%	5
About once a week		22.2%	4
Almost every day		0.0%	0
answered question			18
skipped question			0





17. During this school year, I made or edited a webpage or worked in a web environment, like a wikispace.

		Response Percent	Response Count
Never		61.1%	11
A few times a year		16.7%	3
About once a month		5.6%	1
About once a week		16.7%	3
Almost every day		0.0%	0
answered question			18
skipped question			0



18. This school year, I collected data using equipment that go with the computer, like probes or PDAs.

	Response Percent	Response Count
Never 	66.7%	12
A few times a year 	5.6%	1
About once a month 	5.6%	1
About once a week 	22.2%	4
Almost every day	0.0%	0
answered question		18
skipped question		0









19. This school year, I made or edited a video or movie.

	Response Percent	Response Count
Never 	61.1%	11
A few times a year 	11.1%	2
About once a month 	11.1%	2
About once a week 	16.7%	3
Almost every day	0.0%	0
answered question		18
skipped question		0

20. During the past school year, I created or contributed to a web-based map or timeline.

		Response Percent	Response Count
Never		77.8%	14
A few times a year		22.2%	4
About once a month		0.0%	0
About once a week		0.0%	0
Almost every day		0.0%	0
		<i>answered question</i>	18
		<i>skipped question</i>	0

21. In which classes do you use technology. (Check all that apply)

		Response Percent	Response Count
Math		61.1%	11
Sciences		44.4%	8
English Language Arts		55.6%	10
Social Studies		33.3%	6
Art		0.0%	0
Music		5.6%	1
Physical Education/Gym		0.0%	0
ESL or ELL		0.0%	0
Computer Class		83.3%	15
Multi-Media		5.6%	1
None of the Above		5.6%	1
Other (please specify)			1
		<i>answered question</i>	18
		<i>skipped question</i>	0

22. How well do you know how to use the following equipment, applications or web sites?

	I never tried	I know the basics	I'm pretty good	I'm an expert	Response Count
Digital camera or video	16.7% (3)	38.9% (7)	27.8% (5)	16.7% (3)	18
Audacity or GarageBand	94.4% (17)	5.6% (1)	0.0% (0)	0.0% (0)	18
iMovie or Movie Maker	55.6% (10)	16.7% (3)	22.2% (4)	5.6% (1)	18
Wikispaces	44.4% (8)	38.9% (7)	16.7% (3)	0.0% (0)	18
Teacher/Class Blogs	11.1% (2)	38.9% (7)	38.9% (7)	11.1% (2)	18
Comic Life	16.7% (3)	33.3% (6)	16.7% (3)	33.3% (6)	18
answered question					18
skipped question					0

23. How much do you agree with these statements?

	Strongly Disagree	Disagree	Agree	Strongly Agree	Rating Average	Response Count
I am able to learn more when I use computers in my school.	5.6% (1)	11.1% (2)	50.0% (9)	33.3% (6)	3.11	18
I work harder on my assignments when I am using a computer.	5.6% (1)	5.6% (1)	61.1% (11)	27.8% (5)	3.11	18
I would be a better student if I got to use technology more in school.	11.1% (2)	11.1% (2)	33.3% (6)	44.4% (8)	3.11	18
Teachers in this school know a lot about how to use computers to help students learn more.	11.8% (2)	17.6% (3)	35.3% (6)	35.3% (6)	2.94	17
There are enough computers in my school for students to use for their schoolwork.	16.7% (3)	38.9% (7)	33.3% (6)	11.1% (2)	2.39	18
I am using computers in my class (es) in ways that other students in this school are not.	22.2% (4)	44.4% (8)	27.8% (5)	5.6% (1)	2.17	18
I have shown other students how to do things with computers.	11.1% (2)	27.8% (5)	55.6% (10)	5.6% (1)	2.56	18
I have shown a teacher how to do things with computers.	27.8% (5)	33.3% (6)	38.9% (7)	0.0% (0)	2.11	18
I use computers more in my class (es) than other students in this school	38.9% (7)	33.3% (6)	16.7% (3)	11.1% (2)	2.00	18
answered question						18
skipped question						0